

HAND WING STOP MOUNTING INSTRUCTIONS PART # (H18HWSK)




PHOTO #1

1. Cut out template and tape to mirror as show.



PHOTO #2

- Push Hand Wing Stop onto bottom of mirror house as shown in photo #2 and #3.




PHOTO #3


- With Stop pushed all the way on, Tighten thumb screw on bottom.

- BENEFITS -

Note: May push on somewhat hard

1. This Stop will prevent the Hand Wings™ from turning around too far caused by the wind blast from a truck, bus, RV, or etc. going in the opposite direction.
2. a. With the Hand Wings™ in fully open position (against the stop), this provides the rider with the most air flow to the upper body, taking the guess work out of the Air Wing™ setting.
b. The passenger will get much less air around their head and shoulders with the Hand Wings™ in the fully open position. (almost as much protection as the Hand Wings™ in fully closed position.)
c. for the passenger to get the most air, the Hand Wings™ will need to be put in more neutral position between open and closed.

COMPLETE LINE OF GL1800 AIR WINGS™



Air Wings w/Lowers: Part #H18AWL

- Adjustable air flow according to weather for rider and co-rider.
- Keeps riders warmer and dryer in cold and wet weather.
- Adjust to direct cooler air to rider and co-rider in hot weather.
- Lowers adjust separately from the Air Wings.

Leg Wings: Part #H18LW

- Perfect for hot weather as they deflect hot air away from feet, legs and ankles.
- Keeps you warmer and dryer in cold and wet weather by deflecting air away from legs, feet and ankles.

Foot Wings: Part # H18FW

- Snaps on and off easily below the engine guard.
- Reduces wind and rain on feet and ankles.
- Snaps off in hot weather for air flow over the feet.
- Available Only in light smoke break resistant polycarbonate.

4-Function Trike Wings: Part #H18TW- (similar to leg wings only wider)

- Improves gas mileage.
- Helps keep insects off fenders.
- Warmer and dryer in cold/wet weather.
- Cooler in hot weather by deflecting engine heat.

Note: H18LW & H18TW with Black Mounting Clamps Only